



*Grade Level: Kindergarten*

*Title:*

## **Where Life Occurs & Our Talents Come from God**

*Denomination: Catholic*

*Lesson ID: ES-GK-06-CA*

**Contact Info:**

Exploring the World, Discovering God (EWDG)  
Institute for Theological Encounter with Science & Technology (ITEST)  
20 Archbishop May Drive, Suite 3400A  
St. Louis, MO 63119

EWDG email: [EWDG-Info@creationlens.org](mailto:EWDG-Info@creationlens.org)

EWDG web site: [www.creationlens.org](http://www.creationlens.org)

ITEST web site: [www.faithscience.org](http://www.faithscience.org)

Ph: 314.792.7220

***Note: Web sites referenced in this lesson were valid at time of publication.***

Copyright by Exploring the World, Discovering God (EWDG), a pilot program of Institute for Theological Encounter with Science & Technology (ITEST). All rights reserved. The contents, or parts thereof, i.e., lessons/modules, may be reproduced for classroom educational use only. Any reprinting or reproducing for the purpose of sale is prohibited, and if done, party is subject to all legal sanctions.

© ITEST © EWDG



## EARTH SCIENCE MODULE – KINDERGARTEN – CATHOLIC

### LESSON 6 – Life Occurs on and in land, water, and air on Planet Earth and God gives us talents which help us to live good lives and to be happy.

**GENERAL CONCEPT:** Life occurs on and in land, water and air on the earth and God gifts us with talents to live good lives.

#### SCIENCE LESSON CONCEPT

Life can be found in and on land, water, and air.

#### GOAL OF SCIENCE LESSON

The student will be able to name animals that are found in the land, on the land, in and on the water, and in the air,

#### OUTCOME EXPECTED

Student will want to see our land, water, and air resources used wisely.

#### MATERIALS NEEDED

- Cardboard sign: Ocean, Lakes, Rivers
- Cardboard sign: On the Land
- Cardboard sign: In the land

#### RELIGION LESSON CONCEPT

God gifts us with talents to live good lives and be happy.

#### GOAL OF RELIGION LESSON

The student will be able to express the idea that God gives each person many gifts and talents to be happy.

#### OUTCOME EXPECTED

Student will be able to name some of their own talents and abilities and the talents and abilities of their classmates.

#### MATERIALS NEEDED

- Flip chart or Blackboard
- Marker or chalk
- Genesis 1 or Genesis 2 story

- Pictures of animals which live in the earth: worms, prairie dogs, moles, ants, etc.
- Pictures of animals which live on the earth's surface: elephant, tiger, dog, car. Pig, ostrich, etc.
- Pictures of animals that live in the water: whale, shark, fish, dolphin, manatee, frogs, etc.
- Cardboard sign: In the air
- Pictures of animals which live in the air: mosquitoes, flies, birds, etc.
- Science Journal Page: Living Things: Land, Air, Water
- Pencil
- Crayons

### SCIENCE METHODOLOGY

- **ASK** several students to classify the animals with live in the same type of place by putting the pictures by the sign. Be sure the student knows what each sign says.
- **POINT** to the sign and group of pictures which indicates animals living in the water.
- **ASK:** Why do these animals live in the ocean, rivers, or lakes? (no feet, fins, tails, gills)
- **POINT** to the grouping of animals that live in the land.

- Drawing Paper
- Crayons or markers
- Some way to randomly select students
- CD player
- CD song the children like

### RELIGION METHODOLOGY

- **TELL** the students that today we are going to do some good bragging about the things we can do really well.
- **GIVE** each student a piece of drawing paper.
- **SAY:** Please be really quiet! I want you to think of some things that you can do really well! (Give them 30-60 seconds!)
- **DRAW** small pictures of what you can do really well.

- **ASK:** Why do these animals live in the land?
- **POINT** to the pictures of the animals that live ON the land.
- **ASK:** Why do these animals live on the land? (Strong legs, walk, live on leaves or grasses or other animals)
- **POINT** to the pictures of the animals that live in the air.
- **ASK:** Why do these animals live in the air? (Wings, need to fly to find food and shelter)
- **POINT** out that some animals are able to live in more than one condition. Ex. Frogs – water and land; birds, in and on the water, on land, in the air.
- **POSIT:** Each animal is equipped to live in or on the land, in the water, or in the air.

- **SAY:** Circle the one you think you do the best.
- **SAY:** Now we are going to play a game. It is game of no talking just acting. I'll go first. Watch what I am going to do. See if you can guess one thing that I do well. I won't use any words or sounds.
- **TEACHER** then pantomimes something he/she is good at.
- **AFTER** the students guess, randomly select students to play the game.
- **KEEP** a list on the board of each student's name and what they are good at.
- **SAY:** Now everyone has had a turn. That was terrific! We are a group of very talented people.
- **ASK:** Where did all these talents come from?
- **READ** Genesis 1 or Genesis 2 where God says that what He made was good.
- **SAY:** God is so good to give us all these talents. Let's sing a song to Him. Let's pick one of most favorite songs.
- **SING** the song.
- **POSIT:** All our gifts come from God.

## RESOURCES, LINKS, AND COMPUTER LESSONS

### SCIENCE RESOURCES

(Student with guidance) Habitat pictures and reading. Click on address, use Google box at site for Habitat.

[www.worldalmanacforkids.com/](http://www.worldalmanacforkids.com/)

(Teacher and Student or Parent and Student) Where are the rainforests? Animal printouts. Puzzles, Find it! Quizzes. Math activities. An incredible number of animals live in rainforests.

[www.enchantedlearning.com/subjects/rainforest](http://www.enchantedlearning.com/subjects/rainforest)

### RELIGIOUS RESOURCES

(Student) Kids 4 Truth is a fun and interactive Christian place that teaches the basic...Creation is our very popular presentation that portrays the beauty of God's work...A beautiful video – very simple – Even non-readers can understand from the pictures.

[www.kids4truth.com/creation.htm](http://www.kids4truth.com/creation.htm)

(Student and/or Teacher) On-line coloring page of Adam and Eve in the Garden – and God saw that it was all good...click on the color, click on an object. Teacher can also print and copy pages for in-class coloring. Click on address; click on coloring square, scroll down to Bible Coloring Pages; Adam and Eve

[www.christiananswers.net/kids](http://www.christiananswers.net/kids)

**KEY WORDS**  
**EARTH SCIENCE – LESSON 6 – KINDERGARTEN - CA**




**LIFE**

**LAND**

**WATER**

**AIR**



**TALENTS**

**ABILITIES**

**HAPPY**



**HELPFUL**

**BIBLE**

**GENESIS**

**CREATION**

**KEY WORDS**  
**EARTH SCIENCE – LESSON 6 – KINDERGARTEN - CA**



**LIFE**

**LAND**

**WATER**

**AIR**

**TALENTS**

**ABILITIES**

**HAPPY**

**HELPFUL**

**BIBLE**

**GENESIS**

**CREATION**