



Grade Level: Grade 3

Title:

The Moon and the Sun & We Reflect God's Light In Us

Denomination: Christian

Lesson ID: ES-G3-03-CH

Contact Info:

Exploring the World, Discovering God (EWDG)
Institute for Theological Encounter with Science & Technology (ITEST)
20 Archbishop May Drive, Suite 3400A
St. Louis, MO 63119

EWDG email: EWDG-Info@creationlens.org

EWDG web site: www.creationlens.org




ITEST web site: www.faithscience.org

Ph: 314.792.7220

Note: Web sites referenced in this lesson were valid at time of publication.

Copyright by Exploring the World, Discovering God (EWDG), a pilot program of Institute for Theological Encounter with Science & Technology (ITEST). All rights reserved. The contents, or parts thereof, i.e., lessons/modules, may be reproduced for classroom educational use only. Any reprinting or reproducing for the purpose of sale is prohibited, and if done, party is subject to all legal sanctions.

© ITEST © EWDG



EARTH SCIENCE MODULE – GRADE THREE - CHRISTIAN LESSON 3: The Moon and the Sun and We Reflect God's Light

GENERAL CONCEPT: The Moon reflects the sun's light and We reflect God's light.

SCIENCE LESSON CONCEPT

- The sun is a star and is our light source.
- The moon reflects the light of the sun.
- The moon is important to the earth because it brings light to the earth at night.

GOAL OF SCIENCE LESSON

Student will know the importance of the moon to the earth.

OUTCOME EXPECTED

Student will understand that the moon is a reflector, not a light source.

RELIGION LESSON CONCEPT

- The Son of God is the Light of all creation.
- We reflect God's life and light within us.
- We are like the moon because we reflect light.

GOAL OF RELIGION LESSON

The student will realize how it is God's plan that we reflect His light.

OUTCOME EXPECTED

- Student will appreciate all the things their parents do for them.
- Student will know that parents reflect the light of God to their children.

MATERIALS NEEDED

- Science Journal Page: MOON
- Pen or pencil
- Lamp
- Mirror ball on a string
- Opaque cut-out of the sun taped over the lamp.

SCIENCE METHODOLOGY

- **HAVE** the students observe the following experiment.
- **TURN ON** the lamp with the semi-opaque cut-out over the light.
- **TELL** the students the lamp is the sun. The cut-out is the earth. See how the sun's rays shine around the earth.

W-ES-G3-03-CH

- Students will know that children reflect God's light to their parents.

MATERIALS NEEDED

- CD Player
- Paper to make a stained glass window
- Crayons
- Photo album of your family or a family
- CD: Songs about Light
- Stained Glass windows in church on a sunny day
- Flip chart or blackboard
- Marker or chalk

RELIGION METHODOLOGY

- **VISIT** a church to see the stained glass windows and how they reflect the sun's light in many different colors. **If not use the stock photos under Resources.**
- **EXPLAIN** how the windows have no light of their own. God made all the colors and the artist has used glass and color in different patterns to produce a window.

- **TELL** the student that the mirror ball on a string is the moon. It has no light of its own.
- **BRING** the mirrored ball closer to the “sun”.
- **SAY:** We get sunlight shining on the moon and reflected back to the dark side of the earth at night.
- **DEMONSTRATE** how the mirror ball reflects light.
- **HAVE** the students sketch the experiment on the Science Journal Page.
- **HAVE** them label each part of the experiment.
- **HAVE** them write their conclusion about the moon and the reflected light of the sun on the Science Journal Page.
- **POSIT:** The moon has no light of its own. It reflects the sunlight to the earth. The moon provides light to the earth at night.

However, when they reflect the light of the sun, they are able to cast their beautiful colors to other spaces.

- **SAY:** Each of us reflects God’s light and life in different colors and pattern just like the stained glass.
- **RETURN** to the classroom.
- **PLAY** the CD or sing the selected song.
- **ASK:** Who reflects God’s light to you most of your life? (Parents and guardians)
- **ASK:** What do your parents and guardians do that reflects God’s light to you? (takes care of you, prays with you, protects you, warns you, guides you, teaches you, etc.)
- **RECORD** answers
- **ASK:** How can you reflect God’s light to your parents or guardians? (obey them, be polite, share the work, pray with them, etc.)
- **RECORD** answers.
- **EXPLAIN** that we should be grateful to our parents or guardians and we are going to make our own stained glass window as a thank you gift.
- **TELL** the student to listen carefully to the directions and write the steps on the board or flip chart.

- **STEP 1:** Give out the paper to make the stained glass window.
- **STEP 2:** Draw a large rectangle on the paper.
- **STEP 3:** Draw a picture in the rectangle and color a picture of your parent or guardian doing something for you.
- **STEP 4:** With your black crayon, divide the picture into smaller pieces like the pieces of stained glass in church.
- **STEP 5:** Under the stained glass window, write a thank you note to your parent(s) or guardians.
- **WHEN FINISHED,** review how God's light is reflected and how we receive the reflected light from our parents and guardians and we reflect God's light back to them.

RESOURCES, LINKS AND COMPUTER LESSONS.

Science Links

Student) Astronomy for Kids. Many links explain the solar system.

<http://www.frontiernet.net/~kidpower/astronomy.html>

(Student and Teacher) Video that shows the earth and the moon and how they rotate and revolve around the sun.

http://www.bbc.co.uk/schools/scienceclips/ages/9_10/earth_sun_moon.shtml

(Teacher) Lesson plan to explain high and low tides

www.teachnet-lab.org/ps101/bglasgold/lesson4tides.htm

Teacher) Explains the moon and the tides

Zoobooks magazine for kids! Springtides occur during the full moon and the new moon. The Proxigean Spring Tide is a rare unusually high tide...

www.enchantedlearning.com/subjects/astronomy/moon/Tides.shtml

Religious Links


(Family project) Make a stained glass window project.

www.familycrafts.about.com/cs/homecrafts/a/blwindstained.htm


(Teacher) Idea for stained glass windows if church visit is not possible.

<http://www.storyboardtoys.com/gallery/Curtis.htm>

KEY WORDS
EARTH SCIENCE – GRADE THREE- LESSON 3 - CH




MOON
REFLECT
SUNLIGHT
REFLECTOR



SON OF GOD
LIGHT
ACTIONS
MIRROR
STAINED GLASS

KEY WORDS
EARTH SCIENCE – GRADE THREE- LESSON 3 - CH



MOON

REFLECT

SUNLIGHT

REFLECTOR

SON OF GOD

LIGHT

ACTIONS

MIRROR

STAINED GLASS