



Grade Level: Grade 3

Title:

Seasons Affect Growth & Seasons in Your Church

Denomination: Christian

Lesson ID: ES-G3-01-CH

Contact Info:

Exploring the World, Discovering God (EWDG)
Institute for Theological Encounter with Science & Technology (ITEST)
20 Archbishop May Drive, Suite 3400A
St. Louis, MO 63119

EWDG email: EWDG-Info@creationlens.org

EWDG web site: www.creationlens.org

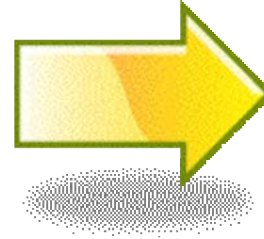
ITEST web site: www.faithscience.org

Ph: 314.792.7220

Note: Web sites referenced in this lesson were valid at time of publication.

Copyright by Exploring the World, Discovering God (EWDG), a pilot program of Institute for Theological Encounter with Science & Technology (ITEST). All rights reserved. The contents, or parts thereof, i.e., lessons/modules, may be reproduced for classroom educational use only. Any reprinting or reproducing for the purpose of sale is prohibited, and if done, party is subject to all legal sanctions.

© ITEST © EWDG



EARTH SCIENCE – GRADE THREE - CH

LESSON 1: Seasons Affect the Growth of Plants and the Church has Seasons

GENERAL CONCEPT: Seasons affect the growth of plants.

SCIENCE LESSON CONCEPT

1. Seasons affect the growth of plants.
2. All of our seasons are important for plant growth.

GOAL OF SCIENCE LESSON

1. Student can name and describe the four seasons.
2. Student can demonstrate how seasons affect plant growth.

OUTCOME EXPECTED

ES-G3-01-CH

RELIGION LESSON CONCEPT

1. Church seasons help us grow closer to God
2. All are important for the growth, understanding and living of our Faith.
3. There is a proper time for everything.

GOAL OF RELIGION LESSON

Student can name and describe the seasons which their Church celebrates.

OUTCOME EXPECTED

Student will be more aware of seasonal changes

MATERIALS NEEDED

- Chart of seasonal rainfall
- Chart or drawing of plant life cycle
- Calendar for the moon cycles
- Farmer's Almanac – selected sections. Some teachers used the students birth date and read information.
- Science Journal Page: SEASONS AND PLANTS
- Pen/pencil
- See if Science Book has moon cycles.

SCIENCE METHODOLOGY

- **SAY:** Here on earth we depend on the sun and the moon to provide light. Actually, the sun does all the work. The moon only reflects the light of the sun. Because of the position of the sun and the tilted position of the earth, we receive different amounts of sunlight throughout the year.

Student will be able to make a simple chart of their Church seasons for the home

MATERIALS NEEDED

- Diagram of the seasons celebrated by the church
- Paper plates – 1 per student
- Round head fasteners - 1 per student
- Markers/crayons
- Scissors
- Flip chart or blackboard
- Marker or chalk
- Small hole punch
- Magnet strips or yarn for hanger

RELIGION METHODOLOGY

- **ASK:** What are four seasons of our climate? answers.
- **ASK:** Does our Church year have seasons?
- **WRITE** them on the flip chart or blackboard.

- **ASK:** What are the four seasons? Record answers.
- **ASK:** Describe summer. Record answers.
- **HAVE** the student record each season's name and description on the Science Journal Page.
- **SAY:** Records are kept to help farmers and gardeners get the best plants. Some of those records are the seasonal rainfall chart which we can get from the TV or newspaper weather reports. Another one is the Farmer's Almanac
- **READ** some pre-chosen selections from the Farmer's Almanac about planting and harvesting.
- **SAY:** important record is on most calendars. It tells the moon's cycles: $_$, $_$, $_$, full moon, and new moon. Many farmers plant only on certain parts of the moon's cycle.
- **DRAW** 5 moons with each cycle shown.
- **ASK:** How do seasons affect plant growth? (rainfall, temperature, amount of sunlight, effect of the moon, etc.)
- **HAVE** the student draw the life cycle of the plant according to the season. Use the life cycle of a plant chart as a guide.
- **HAVE** the student write a conclusion statement on the
- **SHOW** the student the diagram of season of their church

- **DESCRIBE** the project: Make a seasons of our Church's Year Calendar from a paper plate and your markers or crayons.
- **DEMONSTRATE** how to divide the paper plate into sections before the student begins.
- **UPON COMPLETION** of the paper plate project, the student should trace an arrow pattern on cardboard, cut it out and use the round head to fasten the arrow to the paper plate.
- **CUT** two pieces from the magnetic strip or have the student punch holes and insert yarn as a hanger. Have the student stick the magnet strips to the back of the paper plate so they can place it on the refrigerator door at home.
- **GO OVER** the seasons of their plate calendar.
- **POSIT:** The Church Year provides seasons of rapid and slow growth in our spiritual life.

Science Journal Page.

- **POSIT** – Seasons have a big effect on the growth of plants. Some plants need rest cycles which seasons provide.

RESOURCES, LINKS AND COMPUTER LESSONS.

Science Links

(Student) Site describes the seasons of growth. Site has pictures of plants during the season. site tells what plants do during each season. Includes Vivaldi's Four Seasons Music
<http://www.crayola.com/lesson-plans/detail/four-seasons-lesson-plan/>

(Teacher) Worksheets on different seasons and what plants look like during different seasons.
<http://enchantedlearning.com/subjects/astronomy/planets/earth/Seasons/shtml>

(Student) On-line primary level science games.
<http://www.primarygames.com/science.htm>

(Teacher and student) Good visuals of the phases of the moon and child readable explanations.
<http://www.woodlands-junior.kent.sch.uk/time/moon/phases.html>

(Teacher) Good explanation of our solar system
<http://solarsystem.nasa.gov/planets/profile.cfm?Display=Kids&Object=SolarSys>

(Student) An interactive way for student to explore the solar system.
<http://science.nationalgeographic.com/science/space/solar-system>


Religious Links

The following links show a Catholic Church Year and may be useful for the teacher to get an idea of how to plan a church seasonal calendar for their particular church group.

(Student) An interactive exploration of the Church's Year
http://www.cyberfaith.com/calendar_index.html

(Teacher) Lesson plan and printables on the Liturgical Year.
<http://www.sundayschoolkids.com/activities/1-liturgical-seasons-instru-students.htm>

KEY WORDS
EARTH SCIENCE – GRADE THREE- LESSON 1 - CH




SEASONS
SPRING
SUMMER
FALL
WINTER
SUN
EARTH
POSITIONS



CHURCH YEAR
CHRISTMAS
THANKSGIVING
EASTER
PENTECOST
SACRIFICE TIME

KEY WORDS
EARTH SCIENCE – GRADE THREE- LESSON 1 - CH



SEASONS

SPRING

SUMMER

FALL

WINTER

SUN

EARTH

POSITIONS

CHURCH YEAR

CHRISTMAS

THANKSGIVING

EASTER

PENTECOST

SACRIFICE TIME