



Grade Level: Grade 1

Title:

Kinds of Matter & Sacramentals

Denomination: Catholic

Lesson ID: PS-G1-03-CA

Contact Info:

Exploring the World, Discovering God (EWDG)
Institute for Theological Encounter with Science & Technology (ITEST)
20 Archbishop May Drive, Suite 3400A
St. Louis, MO 63119

EWDG email: EWDG-Info@creationlens.org

EWDG web site: www.creationlens.org


ITEST web site: www.faithscience.org

Ph: 314.792.7220

Note: Web sites referenced in this lesson were valid at time of publication.

Copyright by Exploring the World, Discovering God (EWDG), a pilot program of Institute for Theological Encounter with Science & Technology (ITEST). All rights reserved. The contents, or parts thereof, i.e., lessons/modules, may be reproduced for classroom educational use only. Any reprinting or reproducing for the purpose of sale is prohibited, and if done, party is subject to all legal sanctions.

© ITEST © EWDG



**PHYSICAL SCIENCE MODULE – FIRST GRADE - CATHOLIC
LESSON 3: Matter and Sacramentals are physical and spiritual.**

GENERAL CONCEPT: What is matter and Sacramentals are physical and spiritual.

SCIENCE LESSON CONCEPT

What are the different kinds of matter?

GOAL OF SCIENCE LESSON

Student will recognize that everything around us is matter.

OUTCOME EXPECTED

Student can classify matter as solid or liquid.

MATERIALS NEEDED

- Science Journal Page: MATTER
- Pencils
- Solid Objects: Pencil, ruler, book
- Liquids: water, oil, syrup

RELIGION LESSON CONCEPT

Sacramentals are physical and spiritual.

GOAL OF RELIGION LESSON

Student will understand the use of sacramentals in our lives.

OUTCOME EXPECTED

Student will know how to use some sacramentals in their homes.

MATERIALS NEEDED

- Some of the following: Christmas tree, Easter Egg, Advent Wreath, holy water, crucifix, rosary, candle
- Cardboard name tag for each item
- Picture of a cake – no candle

- Containers to catch these as poured

SCIENCE METHODOLOGY

- **GIVE** each student a Science Journal Page: Matter
- **SAY:** Look around you. Name all the matter you can see.
- **TEACHER** records all the answers on the board.
- **STUDENT** chooses 5 to write on Science Journal Page.
- **ASK:** Are all the solid objects the same or different?
- **SAY:** They are different in size, shape, weight, and color.
- **SHOW** the pencil, ruler, book and point out the differences.
- **SAY:** Solid Objects are one kind of matter.
- **ASK:** Are there other objects that are not solid matter?
- **RECORD** answers on board
- **SHOW** the water, oil, and syrup.
- **ASK:** How are these objects the same?
- **ASK:** How are they different

- Picture of a cake with a candle

RELIGION METHODOLOGY

- **ASK:** What makes some matter (objects) carry a secret message?
- **SHOW** the students the first cake picture-no candle.
- **ASK:** What is this cake for?
- **SHOW** the second cake – with candles – picture.
- **ASK:** What is the secret message this cake carries?
- **SHOW** the sacramentals you have chosen to use.
- **TELL** the student that these are sacramentals and that they each have a message for believers.
- **SHOW** one sacramental.
- **ASK:** What is it? What is it used for? What is its message?
- **PUT** the name tag by the object.
- **REPEAT** with all the sacramentals.
- **DISCUSS** that sacramentals are reminders to believe in God and trust in Him.
- **HAVE** the student draw some of the sacramentals.

- **HAVE** the student draw an example of liquid matter on the Science Journal Page: Matter.
- **DISCUSS** the liquid matter objects that they have chosen.
- **POSIT:** Matter can be either a solid or a liquid.

- **HAVE** the student look around their homes for sacramentals.
- **POSIT:** Sacramentals remind us by their physical presence of our spiritual belief in God.

RESOURCES, LINKS AND COMPUTER LESSONS.

Science Links

(Student with some adult guidance) On-line activity and quiz. Sound is available for pre-readers.

http://www.bbc.co.uk/schools/ks2bitesize/science/activities/solids_liquids.shtml

(Student with some adult guidance)

http://www.bbc.co.uk/schools/ks2bitesize/revision_bites/changing_state1.shtml

(Student)

http://www.harcourtschool.com/activity/states_of_matter/index.html

Religious Links

(Student) An on-line interactive quiz on We Gather to Celebrate Mass

<http://blestarewe.com./quizes/level1/ch2/game.html>

(Teacher) Printable Coloring Page to print

<http://www.coloring.ws/bible/jesus/breadoflife.gif>


(Student) on-line coloring page of the last Supper

http://www.first-school/ws/online_coloring_bible/epic_events_book/supper.html

(Teacher) Printable coloring page of the Last Supper

www.sermons4kids.com/last-supper-colorpg.htm

KEY WORDS
PHYSICAL SCIENCE – LESSON 3 – GRADE ONE - CA



MATTER

OBJECTS

SOLID

LIQUID

WATER

PENCIL



SACRAMENTALS

PHYSICAL


SPIRITUAL

CHRISTMAS TREE

CANDLE

HOLY WATER

KEY WORDS
PHYSICAL SCIENCE – LESSON 3 – GRADE ONE - CA



MATTER

SACRAMENTALS

OBJECTS

PHYSICAL

SOLID

SPIRITUAL

LIQUID

CHRISTMAS TREE

WATER

CANDLE

PENCIL

HOLY WATER