



*Grade Level: Grade 1*

*Title:*

## **Characteristics of Day and Night & God Created Day and Night**

*Denomination: Catholic*

*Lesson ID: ES-G1-08-CA*

**Contact Info:**

Exploring the World, Discovering God (EWDG)  
Institute for Theological Encounter with Science & Technology (ITEST)  
20 Archbishop May Drive, Suite 3400A  
St. Louis, MO 63119

EWDG email: [EWDG-Info@creationlens.org](mailto:EWDG-Info@creationlens.org)

EWDG web site: [www.creationlens.org](http://www.creationlens.org)


ITEST web site: [www.faithscience.org](http://www.faithscience.org)

Ph: 314.792.7220

***Note: Web sites referenced in this lesson were valid at time of publication.***

Copyright by Exploring the World, Discovering God (EWDG), a pilot program of Institute for Theological Encounter with Science & Technology (ITEST). All rights reserved. The contents, or parts thereof, i.e., lessons/modules, may be reproduced for classroom educational use only. Any reprinting or reproducing for the purpose of sale is prohibited, and if done, party is subject to all legal sanctions.

© ITEST © EWDG



**EARTH SCIENCE MODULE – FIRST GRADE - CATHOLIC**  
**LESSON 8: The Day and the Night Sky and God is the Creator of day and night.**

**GENERAL CONCEPT:** Observation of the sun and the moon.

**SCIENCE LESSON CONCEPT**

The student will observe the characteristics of the day and night sky.

**GOAL OF SCIENCE LESSON**

- 1) Student will be able to observe the day sky: sun and clouds.
- 2) Student will know that the moon seems to change its shape during the month.

**OUTCOME EXPECTED**

- 1) The Student will be able to describe the source of the moon's light.
- 2) The student will be able to observe and record the moon's changing shape.

**RELIGION LESSON CONCEPT**

God is the Creator of the day and the night.

**GOAL OF RELIGION LESSON**

- 1) The Student will know that God created day and night.
- 1) The Student will know that everything God created is good.

**OUTCOME EXPECTED**

- 1) The Student will be able observe God's creation and identify objects that God created.
- The Student will know that everything God created is good.

## MATERIALS NEEDED

- Paper
- Pen
- Marker/crayons
- Ball
- Aluminum foil
- Flashlight
- Science Journal Page: The Day Sky
- Science Journal Page: The Night Sky

## SCIENCE METHODOLOGY

- **LOOK OUT** the windows or go outside. Just use your eyes to observe the Day Sky.
- **USE** the Science Journal Page: The Day Sky to draw what the student observed in the Day Sky.
- **LABEL** with teacher assistance what they observed.
- **DARKEN** the room.
- **COVER** the ball with foil.
- **SHINE** a flashlight on it from different angles.

## MATERIALS NEEDED

- Books on creation and nature
- Long pieces of butcher paper
- Markers/crayons
- Large letters: Everything God Made is Good
- Glue

## RELIGION METHODOLOGY

- **GIVE** the student books on creation and/or nature.
- **HAVE** the student look for pictures according to a particular theme: sky, sea, plants, animals, daytime, night time.
- **HAVE** the student draw what they found in the books on the long strips of butcher paper.
- **DIVIDE** the strips into various steps of the Creation Story
- **COLOR** the sea and creatures in the sea. Color the sky and creatures and objects in the sky. Color in the

- **TRY** to cast shadows that replicate the phases of the moon.
- **USE** the Science Journal Page: The Night Sky to have the student draw the phases of the moon.
- **POSIT:** The Day Sky and the Night Sky let you observe different parts of the universe.

land and creatures on the land.

- **PUT** the title over the banner/mural
- **POST** the banner/.mural where it can be appreciated.
- **POSIT:** God made all things and everything He made is good.

## RESOURCES, LINKS AND COMPUTER LESSONS.

### Science Links

(Student with some teacher or parent guidance)

[http://www.bbc.co.uk/schools/scienceclips/ages/9\\_10/earth\\_sun\\_moon/shtml](http://www.bbc.co.uk/schools/scienceclips/ages/9_10/earth_sun_moon/shtml)

Follow prompts to science clips, age group, subject of lesson.

(Student)

[http://www.bbc.co.uk/schools/scienceclips/ages/5\\_6/light\\_dark.shtml](http://www.bbc.co.uk/schools/scienceclips/ages/5_6/light_dark.shtml)

Follow prompts to science clips, age group, lesson subject.

(Student) On-line interactive story that teaches how day and night happen.

<http://beaconlearningcenter.com/WebLessons/>

Click on: "as the earth turns".

### Religious Links

(Student) Beautiful on-line story set to music. Different languages can be selected.

[http://www.kids4truth.com/eng\\_creation.htm](http://www.kids4truth.com/eng_creation.htm)

(Teacher)

<http://www.coloring.ws/creation.htm>

(Student) On-line game of concentration celebrating God's creation


[http://www.webelieveweb.com/students\\_games.cfm?grade=1&unit=1&game=matching](http://www.webelieveweb.com/students_games.cfm?grade=1&unit=1&game=matching)

(Student) On-line story of Creation


[www.drewsanimals.com](http://www.drewsanimals.com)

Then follow prompts.

**KEY WORDS**  
**EARTH SCIENCE – LESSON 8 – GRADE ONE – CA**




**CHARACTERISTICS**  
**DAY SKY**  
**NIGHT SKY**  
**SUN**  
**MOON**  
**STARS**  
**SHAPES**



**GOD**  
**CREATOR**  
**CREATION**  
**CREATURE**

**KEY WORDS**  
**EARTH SCIENCE – LESSON 8 – GRADE ONE – CA**



**CHARACTERISTICS**

**GOD**

**DAY SKY**

**CREATOR**

**NIGHT SKY**

**CREATION**

**SUN**

**CREATURE**

**MOON**

**STARS**

**SHAPES**