



Grade Level: Grade 1

Title:

The Moon & We Reflect God's Light

Denomination: Catholic

Lesson ID: ES-G1-07-CA

Contact Info:

Exploring the World, Discovering God (EWDG)
Institute for Theological Encounter with Science & Technology (ITEST)
20 Archbishop May Drive, Suite 3400A
St. Louis, MO 63119

EWDG email: EWDG-Info@creationlens.org

EWDG web site: www.creationlens.org




ITEST web site: www.faithscience.org

Ph: 314.792.7220

Note: Web sites referenced in this lesson were valid at time of publication.

Copyright by Exploring the World, Discovering God (EWDG), a pilot program of Institute for Theological Encounter with Science & Technology (ITEST). All rights reserved. The contents, or parts thereof, i.e., lessons/modules, may be reproduced for classroom educational use only. Any reprinting or reproducing for the purpose of sale is prohibited, and if done, party is subject to all legal sanctions.

© ITEST © EWDG



EARTH SCIENCE MODULE – FIRST GRADE - CATHOLIC
LESSON 7: The Night Skies: The Moon and We reflect the light of Jesus Christ.

GENERAL CONCEPT: The Moon and We reflect God's light and love to all we meet.

SCIENCE LESSON CONCEPT

The moon has no light of its own, but reflects the light of the sun.

GOAL OF SCIENCE LESSON

- 1) Student will know that the moon reflects the light of the sun back to the earth.
- 2) Student will know that the moon seems to change its shape during the month.

OUTCOME EXPECTED

- 1) The Student will be able to describe the source of the moon's light.
- 2) The student will be able to observe and record the moon's changing shape.

MATERIALS NEEDED

RELIGION LESSON CONCEPT

We reflect God's light and love to everyone we meet.

GOAL OF RELIGION LESSON

- 1) The Student will know that we receive God's life and Light with in us.
- 3) The Student will know how we can reflect God's light and love to all we meet.

OUTCOME EXPECTED

- 1) The Student will be able to describe our mission to reflect God's light and love to others.
- 2) The Student will know that observing and recording our actions can help us change our behaviors.

MATERIALS NEEDED

- Science Journal Page: Sun, Earth, Moon
- Objects to represent the sun, moon, and the earth
- Pencil
- Yellow Marker
- Science Journal Page: Phases of the Moon
- Pictures or poster of the phases of the moon

SCIENCE METHODOLOGY

- **USING** objects to represent the sun, moon, and the earth demonstrate how the moon reflects the light of the moon.
- **DISCUSS** how the sun is the light source for this universe.
- **USE** the Science Journal Page: SUN, EARTH, AND MOON.
- **HAVE** the student draw and label the position of the sun, the moon, and the earth.
- **USE** pictures or a poster of the phases of the moon, full, half, quarter and crescent.
- **DISCUSS** how the shape of the moon is always the same, just appear to change because of how the light

- Sign: GO, TEACH ALL PEOPLE
- Story of Mary saying "Yes" to God - Annunciation.
- MY PLAN PAGE: one for each student
- Pencil
- Marker/crayons

RELIGION METHODOLOGY

- **READ** the New Testament story of Jesus sending out the Apostle.
- **PUT UP** the sign "GO, TEACH ALL PEOPLE"
- **DISCUSS** how Mary is like the moon reflecting God's love and light to us.
- **TALK** about how Mary was close to Jesus.
- **TALK** about how we can observe the moon and see changes in it. Compare it to observing and recording how we act. After we observe and record, we can make a plan to change.
- **GIVE** each student MY PLAN PAGE.
- **HAVE** each student divide the page in half.

- **USE** the Science Journal Page: Phases of the Moon to draw the phases. Work on the board with the student.
- **POSIT:** The moon has no light of its own. It reflects the light of the sun. The moon seems to change its shape by how the light is hitting the moon's surface.

- **HAVE** the student draw their actions one day.
- **HAVE** the student draw and plan to act better.

RESOURCES, LINKS AND COMPUTER LESSONS.

Science Links

(Student)

http://www.bbc.co.uk/schools/scienceclips/ages9_10/earth_sun_moon.shtml

Then, follow the prompts to science clips for 9_10, then to earth, sun, moon, etc.

(Teacher and student)

<http://starchild.gsfc.nasa.gov/docs/StarChild>

(Student) Phases of the moon

http://www.harcourtschool.com/activity/moon_phases

Religious Links

(Student) Chapter one activities illustrate God's Love with on-line games.

http://webelieveweb.com/students_grade_1.cfm

(Student)

<http://www.faithfirst.com/html/kidClub/games/signsGodsLove.html>

(Teacher) Peace Prayer Coloring Page

<http://www.christiancoloring.com/cmpdf/peaceprayer.pdf>

(Student) Watch and listen to the prayer of St. Francis

<http://www.faithfirst.com/html/kidClub/games/stFrancis.html>

(Teacher) Download and print a pattern of a luminaria –May need permission.

http://webelieveweb.com/documents/downloadables/parish_grade_1/gl_chapter_18.pdf

(Teacher) Lesson plan and picture of the Annunciation

<http://www.encounterchristianity.co.uk/lesson/inw3.htm>

(Teacher) Lesson plan and printable craft project on the Annunciation

<http://www.first-school.ws/activities/bible/annunciation.htm>


KEY WORDS
EARTH SCIENCE – LESSON 7 – GRADE ONE – CA



MOON
REFLECT
CHANGE
SHAPES
FULL MOON
HALF MOON
QUARTER MOON
NEW MOON

LIGHT
MISSION
BEHAVIOR
ANNUNCIATION
MARY
ANGEL
APOSTLES

KEY WORDS
EARTH SCIENCE – LESSON 7 –GRADE ONE – CA



MOON

LIGHT

REFLECT

MISSION

CHANGE

BEHAVIOR

SHAPES

ANNUNCIATION

FULL MOON

MARY

HALF MOON

ANGEL

QUARTER MOON

APOSTLES

NEW MOON